


e-STUDIO™ 720/850 | POWER STATION

Departmental



72/85



Departmental



Black & White

TOSHIBA
Don't copy. Lead.



POWER UP



YOUR OFFICE.

Toshiba brings you the power of performance with the new e-STUDIO720 and e-STUDIO850.

Built to handle the heavy demands of busy office environments, these MFPs deliver large print jobs while offering high-productivity, exceptional image quality and the latest security features. In addition, advantages like an extra large LCD panel, e-BRIDGE technology and special finishing options help put this system in a class all its own.

 **e-STUDIO™ 720/850**






An outstanding performance.

Thanks to advanced Toshiba technology, the e-STUDIO720 and e-STUDIO850 are top performers. Print and copy speeds are 72 and 85 pages per minute, respectively. Both units scan 71 originals per minute at 600 dpi and are even faster when scanning to file at a lower resolution. With 100% duplex productivity, no time is lost while paper is inverted. And an impressive warm-up time of just 160 seconds along with a 30-second recovery from standby helps reduce wait time.

YOUR PRODUCT

Visibly superior.


Performance doesn't come at the sacrifice of image quality. In fact, the system boasts the finest in its class. It produces crisp, clear images at an industry-leading 2400 x 600 dpi, thanks to a new image processor unit. Clarity is further enhanced by ultra-fine 8-micron toner and 40-micron developer. An 8-bit monochrome scanner renders impressive, high-fidelity grayscales and sharpens onscreen images as well.



Superior image quality.

Heightened security.

Along with productivity and performance, today's businesses are becoming more and more concerned about the security of MFPs. That's why we've introduced several features to make the e-STUDIO720/850 even more secure. The data disk overwrite option writes over the data multiple times to protect previous copy and print jobs on the hard disk drive. In addition, a scrambler board encrypts hard drive data. To keep emailed documents secure, full SMTP authentication with



LDAP support ensures scanned documents are emailed by users who can be identified by the recipient. For added security, 10,000 user codes ensure that only those authorized are granted access. Even wireless usage is safe, thanks to the latest 802.11g wireless encryption protocol support.

4,000
sheet LCF
available



More to offer.

Toshiba technology sets the e-STUDIO720/850 apart. Experience and innovation are combined to create unique product benefits like “toner on the fly” that allows you to replace a high-yield cartridge while the system is in operation. Easy to change service modules keep downtime to a minimum. And periodic maintenance intervals of 575 and 600K ensure reliability with some of the highest PM intervals on the market. Remote maintenance and notification allow you to configure the system to automatically email orders for supplies, service, and periodic maintenance as needed.

From productivity to security, image quality to advanced technology, nothing can power up your office quite like the e-STUDIO720/850.

**Toner
on the fly**





72/85



Departmental



Black & White

e-STUDIO™ 720/850

ACTIVITY.

Extra Large
easy to use
LCD panel

Designed to handle anything

More product enhancements are the result of improved paper handling features. A new four-drawer configuration is flexible enough to meet whatever paper requirements you might have. Each drawer can be arranged to accommodate statement to ledger-size paper of up to 110-pound index stock. The system comes standard with a 2,100-sheet capacity, including a 100-sheet Smart Stack Feed Bypass. Add the optional 4,000-sheet LCF for a total of 6,100 and you'll have all the paper capacity you need, whenever you need it.



Make professional looking booklets with letter, legal, and ledger-size paper.

Finishing touches.

The e-STUDIO720/850 provides a powerful array of finishing options. Choose from three different finishers: a 50-sheet multi-position stapling finisher, a 50-sheet unit with saddle-stitch booklet making, and a 100-sheet finisher with saddle-stitch as well. All three finishers have a 4,000-sheet maximum capacity. To offer you even more flexibility, the saddle-stitch units can make booklets using letter, legal, or ledger-size paper. You can do the layout yourself or let the system do it automatically.

Other options include a hole punch that creates two or three-hole documents. A post inserter allows you to add pre-printed pages, like color covers and inserts, so documents that are mostly black and white can be produced much quicker and for far less than it would cost to produce the entire document on a color system.

The latest technology on a single board.

Advanced e-BRIDGE technology combines copy, print, scan, and other functions in a single board architecture. This unified approach allows you to add functionality as you need it, in no time at all, thanks to Enablers that are simple to install. Just plug and print. Using e-FILING, you can distribute data to multiple destinations with a few easy steps. Other features include Scan-to-Email, Internet faxing, and TopAccess®—a remote administration utility with a common interface across Toshiba products. And to perform all functions with greater speed, the system uses a lightning fast 600 MHz processor.

Lightning Fast
72/85
PPM output



Our guarantee is simple:

If our products don't operate to specification, we replace them free of charge. Named the choice manufacturer seven of the past nine years and "Copier Manufacturer of the Year" three years straight, our fully-trained and certified, employee family is as knowledgeable as our copiers are dependable. You can count on Toshiba to deliver excellence in all we do. This is our quality commitment to you.

Copying Process	Indirect Electrostatic Photographic Method (Dry Process)
Copying Type	Laser Electronic
Original Reading Method	CCD Line Sensor
Control Panel	Icon Based LCD Touch Panel; Key Top
Copy/Print Resolution	2,400 x 600 dpi
Gradation	256 Steps
Copy/Print Speed	72/85 PPM (Letter)
Warm-Up Time	Approximately 160 Seconds
First Copy Out Time	Less Than 4.0/3.5 Seconds (Letter)
Duty Cycle	575,000/600,000 Copies
Multiple Copying	Up to 9,999 Copies
Paper Exit	Face Down
Paper Supply	500 x 4 Drawers; 100-Sheet Universal Stack Feed Bypass (Standard); Optional 4,000-Sheet External LCF Stack Feed Bypass (100-Sheet)
Bypass	
Acceptable Paper Size	Drawer: Statement-R (5.5" x 8.5") to Ledger (11" x 17"); Stack Feed Bypass: Statement-R (5.5" x 8.5") to Ledger (11" x 17"); Optional External LCF: Letter Only (8.5" x 11") 17 lb. Bond - 110 lb. Index
Acceptable Paper Type	Standard Bond, Overhead Transparencies, Tab Sheets - 4 Drawers + Bypass
Memory	256 MB + 64 MB, 64 GB HDD
Reduction/Enlargement	25% to 400% in 1% Increments
Dimensions	27.5" x 31.1" x 47.8" (W x D x H)
Weight	Approximately 462 lbs.
PM Cycle	575,000/600,000
Toner Control Method	Automatically Controlled; Toner Empty Detection; Electrical
Drum Type/Yield	Organic Photoconductor/575,000/600,000
Black Toner Yield	60,100
Black Developer Yield	575,000/600,000
Power Supply	120 Volts; 60 Hz; 20 A
Power Consumption	Maximum 2.0 kW (115 Volts)

COPY FUNCTIONS

Special Features	Access Codes (10,000 User, 1,000 Department), Alternation, Annotation, AMS/APS, Auto Job Start, Auto Drawer Change, Auto Duplex, Auto Energy Saver, Auto Sleep Mode, Auto Sort Mode, Center Erase, Control Panel Text Input, Copy-On-Tab, Cover Sheet, Date/Time Indication, Department Code Data Print Out, Document Storage, Dual Page Copying, Edge Erase, e-FILING, Electronic Sorting (Sort, Group & Staple), Energy Saver, Help/Info. Function, Image Direction, Image Adjustment, Image Shift, Interrupt Memory, Job Build, Job Memory - Templates, Job Reservation (Scan Ahead) - 10 Jobs, Magazine Sort, Mirror Image, Negative/Positive, OHP Sheet Mode, Original Counter, Page Numbering, Rotation Copy, Sheet Insertion, Smart Bypass, Text, Text/Photo, & Photo Modes, Thick Paper Mode, Trimming/Masking, Weekly Timer, X-Y Zoom, Zoom Indicator, 2-in-1, 4-in-1, 8-in-1 Copy Mode
-------------------------	--

PRINT

PDL Support	PCL6™, PostScript™ 3
Fonts	PCL 80 Fonts, PS 136 Fonts, Monotype Font Manager
Operating Systems	NetWare® 4.x, 5.x, 6.x, Windows® 98/Me/2000, Windows® OS Terminal Edition, Windows® NT 4.0, XP, 2003 Server, Citrix® Metaframe XP®
Protocol Support	IPX/SPX, TCP/IP, EtherTalk®, LPR/LPD, IPP, WINS, SNMP, SMB, AppleTalk®, NetBIOS, NetWare®, Port 9100 (Bi-Di), Bluetooth® (HCRP)

PRINT (CONTINUED)

Drivers	Windows® 98, 2000, 2003, Me, Windows® NT 4.0, XP; Macintosh® OS 8.6, 9.x, 10.1/10.2/10.3 (With PPD), UNIX®, AS/400 via iData, ERP Support SAP R/3
Connectivity	10BaseT/100BaseTX Ethernet, USB, IEEE 1284, 802.11b/g Wireless LAN, Bluetooth® (HCRP)
Device Management	TopAccess™
Certifications	WHQL, Novell®

SCAN

Scan Resolution	600 dpi, 400 dpi, 300 dpi, 200 dpi, 150 dpi
Scan Speed	Up to 83 PPM @ 300 dpi, 71 PPM @ 600 dpi
File Format	TIFF Single/Multipage, PDF, JPG
Void Area	2mm All Sides
Drivers	TWAIN (No ISIS)
Authentication	SMTP, LDAP

e-FILING

Operation Method	Touch Screen Control Panel or Client PC
Number of Boxes	1 Public Box; 200 Private User Boxes
Capacity of Boxes	100 Folders Per Box; 400 Documents Per Folder; 1,000 Pages Per Document
File Format	TIFF-MMR, TIFF-S, PDF

OPTIONS

FINISHING OPTIONS

- MJ1027 – Multi-Position Stapling Finisher (50-Sheet)**
- MJ1028 – Multi-Position Stapling Finisher with Saddle-Stitch (50-Sheet)**
- MJ1029 – Multi-Position Stapling Finisher with Saddle-Stitch (100-Sheet)**
- MJ6003 – Hole Punch Unit**
- MJ7001 – Post Inserter Unit**
- KN1017 – Finisher Guide Rail**

ADDITIONAL PAPER OPTIONS

- MP4004 – 4,000-Sheet Front Loading Large Capacity Feeder, for LT Size**

SECURITY OPTIONS

- GP1040 – Scrambler Board**
- GP1060 – Data Overwrite Kit**

CONNECTIVITY OPTIONS

- GM2040 – Print & Scan Enabler**
- GM1050 – Printer Enabler**
- GM4010 – Scan Upgrade Enabler**
- GD1170 – Fax Board**
- GO1050 – PCI Slot**
- GN1040 – Wireless LAN Module**
- GN2010 – Bluetooth® Module**
- GN3010 – Antenna**
- GF1140 – Parallel Interface Kit**



Corporate Office: 2 Musick, Irvine, California 92618-1631
East Coast: 959 Route 46 East, 5th Floor, Parsippany, New Jersey 07054
 Tel: 973/316-2700 Fax: 973/263-2393
Midwest: 8770 W. Bryn Mawr Avenue, Suite 700, Chicago, Illinois 60631
 Tel: 773/380-6000 Fax: 773/380-8077
South: 4855 Peachtree Industrial Blvd., Suite 210, Norcross, Georgia 30092-3024
 Tel: 770/209-8540 Fax: 770/209-8556
West Coast: 142 Technology, Suite 150, Irvine, California 92618
 Tel: 949/462-6262 Fax: 949/462-2700
Web Site: www.copiers.toshiba.com or www.fax.toshiba.com
 © 2005 Toshiba America Business Solutions, Inc., Electronic Imaging Division
 e-STUDIO720/850 Brochure/Inv. Code ES7208501

Designs and specifications subject to change without notice. For best results and reliable performance, always use supplies manufactured or designated by Toshiba. Toner yields are estimates, based on 6% coverage, letter-size page. Driver and connectivity feature support varies by client/network operating system. Not all options and accessories may be available at the time of product launch. Please contact a local Authorized Toshiba Dealership for availability.

AUTHORIZED TOSHIBA DEALER

TOSHIBA
 COPY • FAX • PRINT